

# Specifications

## METRIC - SPECIFICATIONS TABLE

Platform name	Max. no of users	Inflated dimensions (all 20cm deep)	Approximate inflation/deflation time to 250mb	Stowage dimensions (metric)	Weight out of bag (kg)	Weight in bag (kg)	Max load (kgs)
375	3	2.5m x 1.5m	1m 30 secs	155cm x 30cm x 30cm	20	23	410
525	4	3.5m x 1.5m	1m 40 secs	165cm x 33cm x 33cm	26	29	480
675	5	4.5m x 1.5m	2m 40 secs	165cm x 38cm x 38cm	31	34	600
800	5	4m x 2m	3m 30 secs	220cm x 32cm x 32cm	42	46	700

## IMPERIAL - SPECIFICATIONS TABLE

Platform name	Max. no of users	Inflated dimensions (all 7.5" deep)	Approximate inflation/deflation time to 3.6psi	Stowage dimensions (imperial)	Weight out of bag (lbs)	Weight in bag (lbs)	Max load (lbs)
375	3	8'2" x 4'11"	1m 30 secs	5'1" x 1' x 1'	44	50	903
525	4	11'5.5" x 4'11"	1m 40 secs	5'5" x 1'1" x 1'1"	57	63	1058
675	5	14'9" x 4'11"	2m 40 secs	5'5" x 1'3" x 1'3"	68	75	1322
800	5	13'1.5" x 6'6"	3m 30 secs	7'3" x 1'11" x 1'11"	92	101	1543


All dimensions, weights and times indicated have a tolerance of plus or minus 5%.

# Platforms

## Platform sizes

Which size suits you?

All our platforms are made from 200mm (7.5") deep dropstitch, pack down to a conveniently stowable size and with 4 different sizes, there is a platform to fit every yacht.



2.5m x 1.5m  
(8'2" x 4'11")

- Our smallest platform.
- Great space for 3 people sunbathing or 2 deckhands
- A perfect addition to a larger platform to create a jet-ski dock
- 1m 30 secs inflation/deflation time. (3.6psi/250mb)




3.5m x 1.5m  
(11'5.5" x 4'11")

- Extra space for 4 people to sunbathe
- Space for 4 deckhands to work
- A perfect addition to create a larger landing dock for dinghies or tenders
- 1m 40secs inflation/deflation time (3.6psi/250mb)



4.5m x 1.5m  
(14'9" x 4'11")

- The longest platform in our range, sits perfectly along transoms of many sizes
- Can accommodate 5 sunbathers or 5 people working alongside each other
- Ideal for jet-ski/tender docks when joined to a 375 or 525
- Joined end to end makes a 9m runway
- 2m 40secs inflation/deflation time (3.6psi/250mb)



4.0m x 2.0m  
(13'1.5" x 6'6")

- The largest, widest platform for space
- Can accommodate 5 guests or 5 workers
- A luxurious floating island off the back of a yacht or anchored off a beach
- Perfect as a water sports base
- 3m 30secs inflation/deflation time (3.6psi/250mb)
- Still only weighs 42Kg (93lbs)

## Stowage sizes

20kg (44lbs)

155cm x 30cm x 30cm

(5'1" x 1' x 1')

26kg (57lbs)

165cm x 33cm x 33cm

(5'5" x 1'1" x 1'1")

31kg (68lbs)

165cm x 38cm x 38cm

(5'5" x 1'3" x 1'3")

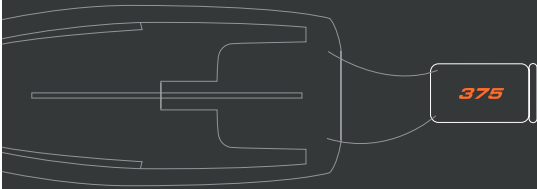
42kg (93lbs)

220cm x 32cm x 32cm

(7'3" x 1'11" x 1'11")

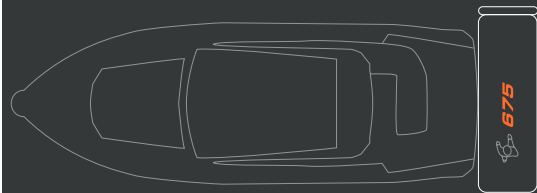
# Extra Space

How much extra space can I get?



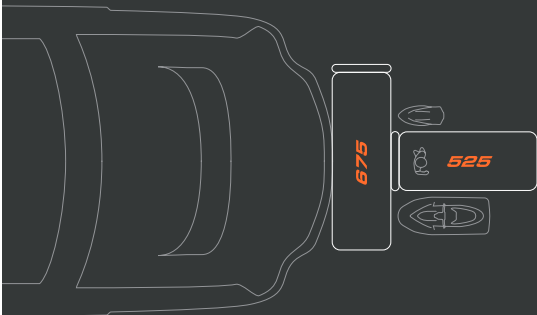
## **SPORT 375**

Extra space - 3.75 m<sup>2</sup> / 40 ft<sup>2</sup>  
Configuration - Solo streaming  
Vessel type - Bavaria 46  
Vessel length - 14.02m / 46'



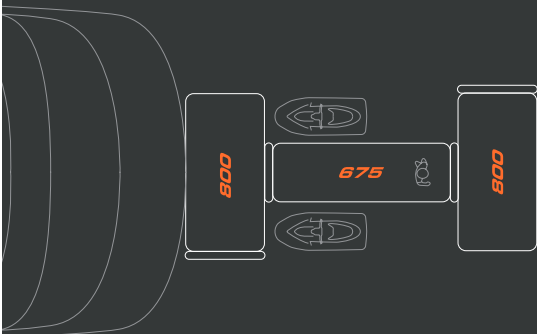
## **SPORT 675**

Extra space - 6.75 m<sup>2</sup> / 72 ft<sup>2</sup>  
Configuration - Solo  
Vessel type - Atlantis 39 Open  
Vessel length - 11.8m / 39'



## **VOYAGER 675 + 525**

Extra space - 12 m<sup>2</sup> / 129 ft<sup>2</sup>  
Configuration - Jet-ski dock  
Vessel type - MY 40m  
Vessel length - 40m / 131'2"



## **VOYAGER 800 + 675 + 800**

Extra space - 22.75 m<sup>2</sup> / 245 ft<sup>2</sup>  
Configuration - Jet-ski dock + Watersports Platform  
Vessel type - MY 50m  
Vessel length - 50m / 164'

## Inflate extra space in under 5 minutes

The simple upgrade

The NautiBuoy platform is the easiest way to extend your transom regardless of your boat size.

"I'm a boat owner and I would love another meter or so which leaves me with a few options. Buy a bigger boat, but that would mean a bigger berth or, extend my transom with or without hydraulic rams. Either way its a quick €20,000.00.

I want bigger because as boaters know, we all find we have more friends than we thought we had, when then sun comes out and the seas warm up.

It was a friend that told me about NautiBuoy Platforms. That was it, I was sold! A floating platform which took minutes to inflate, easy to stream from back of the boat and use as a super large, super cool platform."

**Phillip J. Ashworth**

Boat owner, 675 Platform

Platform Type = Extra Space Gained

<b>375</b>	3.75 m <sup>2</sup> / 40 ft <sup>2</sup>
<b>525</b>	5.25 m <sup>2</sup> / 56 ft <sup>2</sup>
<b>675</b>	6.75 m <sup>2</sup> / 72 ft <sup>2</sup>
<b>800</b>	8 m <sup>2</sup> / 86 ft <sup>2</sup>